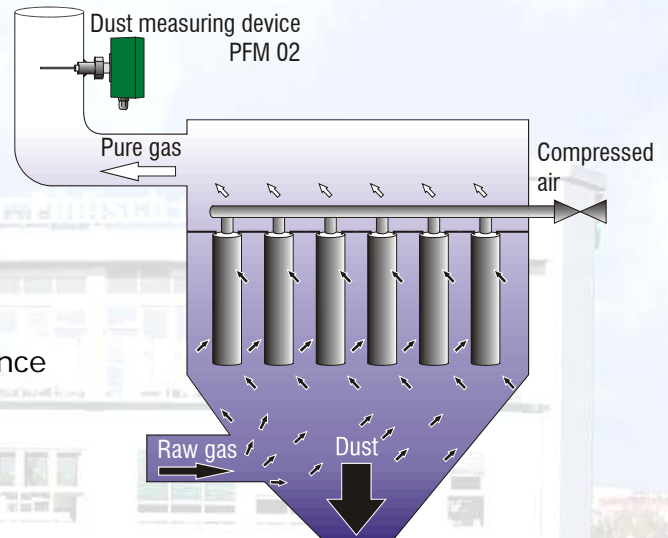


Product information PFM 02

In these days operating a modern filter facility can be rarely realised without permanent control of its dust emissions. This is not only relevant for the responsible authorities but also for operators themselves getting profits from important advantages:


- Emission measurement and filter monitoring by means of only 1 device
- Avoidance of visible exhaust gas plumes
- Simplification of maintaining filter facilities due to:
 - Early identification of beginning filter wearing
 - Localisation of defective filter elements and membrane valves
 - Possibility for determined maintenance works
- Avoidance of product losses

Filter monitoring by means of PFM 02 can result in enormous cost savings!



Dust measuring device PFM 02

The dust measuring device PFM 02 is a perfect device in order to determine effectively damages at filtering precipitators. The use of the triboelectric measuring principle guarantees a device simply to install and handle as well as a timely monitoring of the dust emissions.



PFM 02

Highlights of the device:

- Compact system as unit of probe and control device, therefore easy installation
- Variable possibilities for application due to a probe rod adjustable to the conditions on customer's site
- On-site diagnosis of the facility's state due to a graphical display with high resolution showing an on-line diagram
- Option for presentation in mg/m^3
- Very low demand for maintenance
- No purging air ventilation necessary
- Very small operational costs
- Excellent cost effectiveness

**Also available with
EG- type approval certificate
IBExU04ATEX1249 X
ExII 1/3D IP65 T 74°C
ExII 3G Ex nA IIC T4**



Dr. Födisch

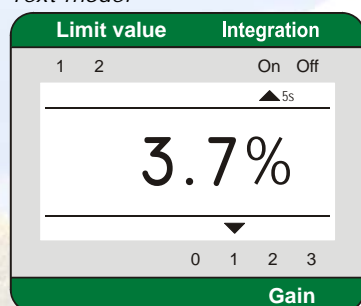
Umweltmesstechnik AG

Zwenkauer Straße 159, D-04420 Markranstädt
T. +49-34205-755-0, F. +49-34205-755-40
www.foedisch.de

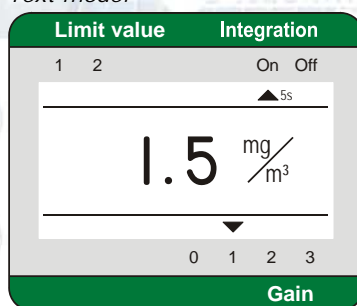
General technical data

Case:	compact device (control unit is integrated)
Dimensions:	160 x 130 x 400 mm (W x H x D), weight 2,5 kg
Probe:	1 triboelectric probe with variable length (30 - 500 mm)
Measuring range:	0 ... 100 % to 0 ... 10 (1.000) mg/m ³
Calibration:	by gravimetric comparison measurements (not necessary for tendency measurements and filter analysis)
Display:	graphical display with on-line line diagram:

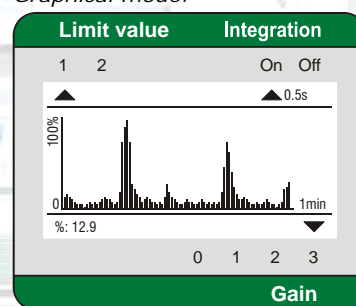
Text mode:



Text mode:



Graphical mode:



Gas temperature:	max. 280 °C (higher temperatures on request)
Ambient temperature:	-20 ... +50 °C
Dew point difference:	min. +5 K
Flow velocity:	from appr. 3 m/s
Analog output:	4 ... 20 mA
Digital signals:	failure, limit value 1 and 2
Power supply:	230/110 V / 50-60 Hz, 24 VDC

Special features

Target value calibration:	Enter a known, averaged dust content in operation state ⇒ The PFM 02 determines automatically appropriate calibration factors and shows the quantitative dust content in mg/m ³ .
Selection from the dust list:	The PFM 02 offers a selection of calibration graphs for chosen exhaust gases ⇒ Simply chose the kind of facility from the dust list ⇒ The dust content is given in mg/m ³ without elaborate calibration.

Contact: Dr. Födisch Umweltmesstechnik AG
Zwenkauer Straße 159
D-04420 Markranstädt

Phone: +49(0)34205-755-0
Fax: +49(0)34205-755-40
Internet: <http://www.foedisch.de>
E-Mail: sales@foedisch.de