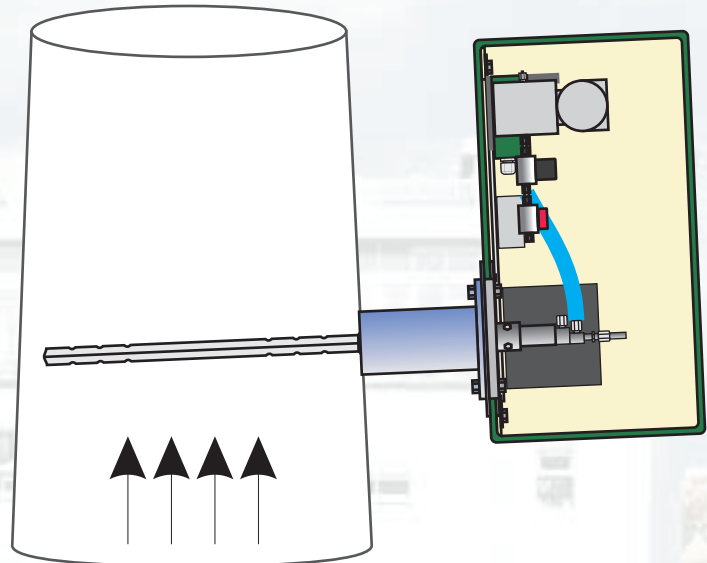
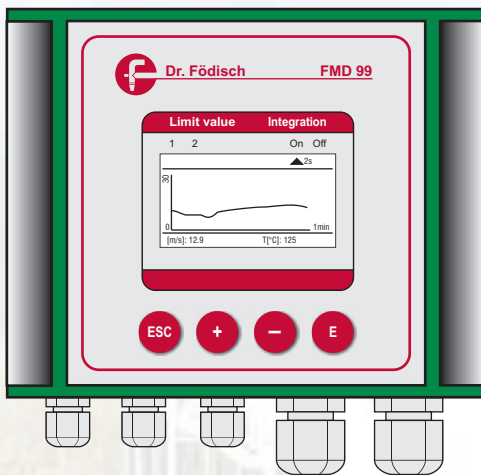




Product information FMD 99

For the operation of a facility with streaming gases (e.g. exhaust air, exhaust gases etc.) the continuous registration of the exhaust gas velocity respectively the flow as well as the temperature are often of substantial importance. In case of continuous emission measurements the mass of pollutants has to be disclosed additionally (mass flow [kg/h]).



Flow measuring device FMD 99

The flow measuring device FMD 99 is a measuring device for the continuous registration of gas velocity and temperature of gas flows in pipelines. Moreover it is possible to display respectively provide the flow in operational or norm state. The use of the back-pressure and Pt100-measuring principle guarantees a device simply to install and handle as well as a timely monitoring of the measuring parameters.



FMD 99

Advantages of the device:

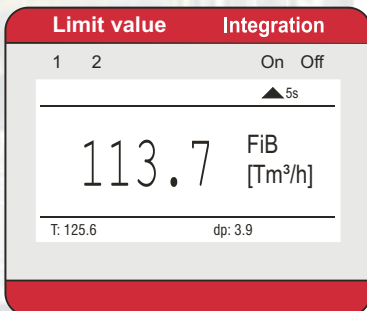
- Compact system as unit of probe and control device, therefore easy installation
- On-site diagnosis of the facility's state due to a graphical display with high resolution showing an on-line diagram
- Display options in mbar, m/s, m³/h i . o . or m³/h i.n. as well as °C
- Display of flow in norm state possible
- Display of absolute pressure in mbar optionally possible
- Simple installation with DN80PN6 flange
- Very low demand for maintenance
- Excellent cost effectiveness



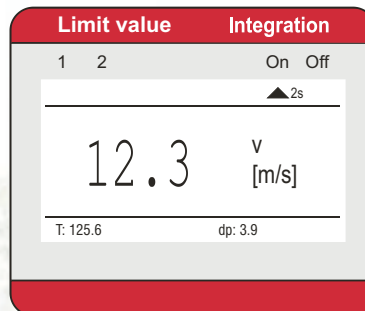
General technical data

| | |
|-----------------------|---|
| Case: | compact device, control unit is integrated (no extra control panel necessary) |
| Dimensions: | 440 x 640 x 1.040 mm (B x H x T), weight approx. 9,5 kg |
| Probe: | 1 back-pressure probe with integrated Pt100 Optionally available: absolute pressure transmitter |
| flange: | DN 80 PN 6 |
| Display: | Dot-Matrix-display with on-line line diagram |
| Media temperature: | max. 280 °C (higher temperatures on request) |
| Ambient temperature: | -20 ... +50 °C |
| Dew point difference: | min. +5 K |
| Flow velocity: | from approx. 3 m/s |
| Analogue outputs: | 3 x 4 ... 20 mA (it can be chosen between: velocity, flow, differential pressure, temperature and optionally absolute pressure) |
| Digital signals: | failure, limit value 1 and 2 |
| Power supply: | 110 VAC, 230 VAC / 50 - 60 Hz, 24 VDC (heating 230 VAC) |
| TUV-approval: | TI Air, 13th, 17th and 27th BImSchV |

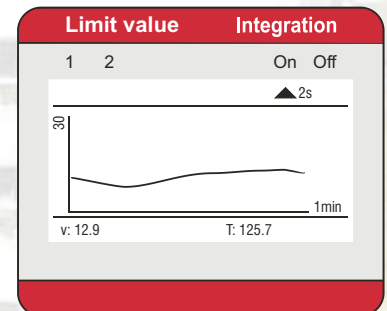
Text mode:



Text mode:



Graphic mode:



Measuring ranges:

| | |
|-------------------------------|--|
| Velocity: | 0 ... 30 m/s |
| Flow i.B.: | 0 ... 1.000 Tm ³ /h |
| Flow i.N.: | 0 ... 1.000 Tm ³ /h (1 Tm ³ /h = 1.000 m ³ /h, 1.000 Tm ³ /h = 1.000.000 m ³ /h) |
| Differential pressure: | 0 ... 5 mbar |
| Temperature: | 0 ... 300/600 °C |
| Absolute pressure (optional): | 800 ... 1.200 mbar |